



Home About Kyocera Products Promotions **Customer Support** Where To Buy Total Cost of Ownership

Search

- Warranty Registration
- Service Enquiry
- Service Call Logging
- Meter Reading Instruction**
To submit a meter reading
- Operational Manuals
- Drivers
- Utilities
- MSDS
- FAQs

KM-C2520 / KM-C3225 / KM-C3232

Related Links



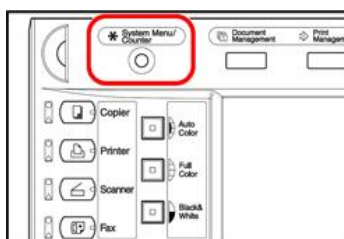
The KM-C2520, KM-C3225 and KM-C3232 "Voyager" series Copiers use an **electronic counter** to record the copy counts. This can be read off the LCD display or printed out in a report.

Use the following steps to check the electronic copy count or print the report.

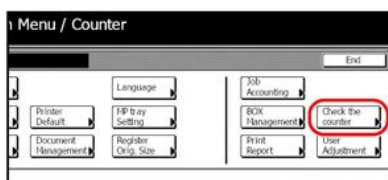
Note: you need to report the totals for Monochrome, Mono Colour and Full Colour.

- Global Links**
- [Kyocera Global](#)
 - [Kyocera Solar](#)
 - [Kyocera Wireless](#)
 - [Kyocera Ceramic](#)


STEP 1 Press the **System Menu / Counter** button on the Operator Panel. The default screen will appear on the display.




STEP 2 Press the **Check the Counter** button on the touch display. The total number of copies will be displayed.



STEP 3 To print the Counter Report press the **PRINT REPORT** key on the display.



STEP 4 Press the **CLOSE** key on the touch screen to return to normal COPY mode.



[Contact us](#) [Site map](#) [Terms of use](#) [Privacy](#) [Login](#)

© Kyocera Mita Australia 2004 - 2007